



District Report Card: 2017


State: Jharkhand	District: Dumka
Class: 8	Subject: Language
Schools: 49	Students: 986


Participation/Coverage


Students

GENDER 	Boys		Girls	
	Number	%	Number	%
	443	44.93	543	55.07

AREA 	Rural		Urban	
	Number	%	Number	%
	965	97.87	21	2.13

CATEGORY 	SC		ST		OBC		GEN	
	Number	%	Number	%	Number	%	Number	%
	60	6.09	302	30.63	606	61.46	18	1.83

CWSN 	LD	VI	HI	S&LD	ID	Oth
	4	2	7	3	0	21

Management 	Government		Government-aided	
	Number	%	Number	%
	956	96.96	30	3.04

Average Performance of Students in Language (%)

Overall	Gender		Area		Management		Social Group			
	Male	Female	Rural	Urban	Govt.	Aided	SC	ST	OBC	GEN
59.52	58.04	60.72	59.12	78.10	59.18	70.22	60.56	58.87	59.32	73.70

Performance on Learning Outcomes (LOs)

Learning Outcomes	Description	Average Performance(%)
L813	Read textual/non-textual materials with comprehension and identifies the details, characters, main idea and sequence of ideas and events while reading	59.52

Range of Performance of Students who Answered Correctly							
Below 30%		30% - 50%		50% - 75%		Above 75%	
Number	%	Number	%	Number	%	Number	%
97	9.84	230	23.33	414	41.99	245	24.85

Lowest Performing Learning Outcomes (LOs)

1 - Read textual/non-textual materials with comprehension and identifies the details, characters, main idea and sequence of ideas and events while reading (59.52)